



Education

AccessEmergencyMedicine

AccessEM is the source for fast answers to the patient management questions encountered in the emergency room as well as the most important procedures that must be mastered by each resident. The standards of care for pediatric, orthopedic, and OB/GYN conditions and diseases as presented in trusted references from leading experts such as Dr. Judith Tintinalli plus technique oriented videos are served up in a database that is perfect for teaching, learning, and board review.

AccessEmergencyMedicine: answers

1. Answers to point of care questions
2. Step by step instructions for procedures
3. Video for teaching, learning and review
4. Updates linking to the most recent literature affecting emergency medicine practice

Authority, Quality, Currency

Advisory Board


- Judith Tintinalli, UNC-Chapel Hill, Editor-in-Chief
- Stephen H Thomas, MGH, Associate Editor
- Aaron Hexdall, NYU/Bellevue, Associate Editor

Trusted Titles

- Tintinalli's Emergency Medicine: A Comprehensive Study Guide, 6th edition
- Emergency Medicine Manual, 6th edition
- Reichman's Emergency Medicine Procedures
- Ma's Emergency Ultrasound
- Pediatric Emergency Medicine, 2nd edition
- Obstetric and Gynecologic Emergencies: Diagnosis and Management
- Simon's Emergency Orthopedics, 5th edition
- Atlas of Emergency Medicine
- Fitzpatrick's Color Atlas and Synopsis of Clinical Dermatology
- Atlas of Pediatric Emergency Medicine

For illnesses and injuries in the ED

McGraw-Hill's
ACCESS EMERGENCY MEDICINE

A-Z Index Librarians Subscriptions About Contact Us Help 

The McGraw-Hill Companies [\(Sign Out\)](#)


HOME QUICK TOPICS PROCEDURES TEXTBOOKS VIDEOS DRUGS IMAGE INDEX UPDATES MY SAVED IMAGES

Access is provided courtesy of **The McGraw-Hill Companies**

SEARCH [Advanced Search](#)

Adult & Pediatric Pediatric Only | Images & Videos Only [What's This?](#)

Image of the Day



[View Large](#)
[View in Context](#)


Perioral dermatitis Moderately severe involvement with confluence of tiny papules and a few pustules in a perioral and nasolabial distribution. Note typical sparing of the vermilion border (mucocutaneous junction).

SOURCE: *Fitzpatrick's Color Atlas & Synopsis of Clinical Dermatology, 5th Edition*

Latest Update [View All](#)

1/8/2007: **Relative Nephroprotection During Escherichia coli O157:H7 Infections: Association with Intravenous Volume Expansion**
Katznelson, Jessica

Featured Video [View All](#)













NIH Stroke Scale
(18 minutes, 3 seconds)
Medical Editor: Judith Tintinalli, David Cline, & O. John Ma
[Play Video](#)

AccessEmergencyMedicine.com is guided by a preeminent **Advisory Board**.

Win an **iPOD SHUFFLE** Take our user survey and enter to win!

Textbooks

-  **Tintinalli's Emergency Medicine: A Comprehensive Study Guide**
Tintinalli, Kelen, Stapczynski, Ma, & Cline
-  **Emergency Medicine Manual**
Ma, Cline, Tintinalli, Kelen, & Stapczynski
-  **Emergency Medicine Procedures**
Reichman & Simon
-  **Emergency Ultrasound**
Ma & Mateer
-  **Pediatric Emergency Medicine**
Strange, Ahrens, Lelyveld, & Schafermeyer
-  **Obstetric and Gynecologic Emergencies: Diagnosis and Management**
Pearlman, Tintinalli, & Dyne
-  **Emergency Orthopedics**
Simon, Sherman, & Koenigsnecht
-  **Atlas of Emergency Medicine**
Knoop, Stack, & Storrow
-  **Fitzpatrick's Color Atlas and Synopsis of Clinical Dermatology**
Wolff, Johnson, & Suurmond
-  **Atlas of Pediatric Emergency Medicine**
Shah & Luchini

Search

Video/Media

Red-and-white books

Search results

McGraw-Hill's
ACCESS EMERGENCY MEDICINE

A-Z Index Librarians Subscriptions About

HOME QUICK TOPICS PROCEDURES TEXTBOOKS VIDEOS DRUGS IMAGE INDEX UPDATES

SEARCH [Advanced Search](#)

Adult & Pediatric Pediatric Only Images & Videos Only

ADULT/GENERAL
von willebrand disease [See Related Pediatric Content](#)

von willebrand disease

Narrow this topic:

- classification
- definition
- genetics
- lab tests
- morbidity
- in pregnancy
- symptoms and signs
- treatment

MANUAL: TREATMENT TINTINALLI: COMPLETE TOPIC PEARLMAN: OB/GYN

Emergency Medicine Manual, 6th Edition [View Table of Contents](#)

Printable View | Email a link

FROM [Section 15. Hematologic and Oncologic Emergencies](#) | [Chapter 136. Hemophilias and von Willebrand Disease](#) | [von Willebrand Disease](#) |

Emergency Department Care and Disposition

Jeffrey N. Glaspy

- The treatment of vWD depends on the type of disease and the severity of bleeding.
- For most patients with vWD, [desmopressin \(DDAVP\)](#) is the mainstay of treatment.
 - DDAVP works by stimulating endothelial cells to secrete stored vWF and possibly by promoting hemostasis via additional endothelial e
 - The dose of DDAVP is 0.3 mcg/kg SC or IV over 30 mins q2 hrs.
 - Three or four doses are the maximum because further administration may induce tachyphylaxis.
 - The dose of the concentrated intranasal form is 1 spray in 1 nostril (150 mcg) for children > 5 yrs and one spray in each nostril (300 m and adults.
- For patients who do not respond to DDAVP or for patients with type II or III disease:
 - Factor VIII concentrate that has significant amounts of vWF is required.
 - The most commonly used factor VIII concentrates are **Humate-P** and **Koate-HP** (see [Table 136-2](#)).
- **Cryoprecipitate** also contains high concentrations of vWF and may be used to treat patients with vWD.
 - There is, however, a greater risk of viral transmission; therefore, the purified products such as Humate are recommended.
 - If used, 10 bags of cryoprecipitate q12-24 hrs usually will control bleeding.
- **Platelet transfusions** may benefit patients with certain types of vWD (type III) who do not respond to factor VIII concentrates.
- For **women with vWD and menorrhagia**, birth control pills may help increase the vWF levels and limit the menstrual bleeding.

Win an IPOD SHUFFLE Take our user survey and enter to win!

- Search "von willebrand disease"
- Narrow down search by clicking the radio buttons
- OR choose OB or peds from content view

For learning and reviewing procedures

McGraw-Hill's
ACCESS EMERGENCY MEDICINE
The McGraw-Hill Companies (Sign Out)








HOME QUICK TOPICS PROCEDURES TEXTBOOKS VIDEOS DRUGS IMAGE INDEX UPDATES MY SAVED IMAGES

SEARCH GO [Advanced Search](#)

Adult & Pediatric Pediatric Only Images & Videos Only

Videos

Macromedia's free Flash Player 8 plug-in is required to view all video on this website. [Download Flash 8](#)
Having trouble playing videos? Get help now

-  **Chest Tube Insertion**
(10 minutes)
[Play Video](#)
-  **Grieving: Announcing a Death in the Emergency Department**
(18 minutes, 3 seconds)
[Play Video](#)
-  **Long Arm Posterior Splint**
(2 minutes, 15 seconds)
[Play Video](#)
-  **Lumbar Puncture Sitting Position**
(3 minutes, 3 seconds)
[Play Video](#)
-  **NEXUS Criteria**
(2 minutes, 59 seconds)
[Play Video](#)
-  **Nursemaid Elbow**
(3 minutes, 4 seconds)
[Play Video](#)
-  **Ottawa Knee Rule**
(2 minutes, 7 seconds)
[Play Video](#)


AccessEmergencyMedicine.com - Microsoft Internet Explorer

McGraw-Hill's
ACCESS EMERGENCY MEDICINE
Having trouble viewing?
[Flash 8](#) is required. [Close Window](#)

Lumbar Puncture Sitting Position

3 minutes, 3 seconds

Overview
Positioning and Anatomy
Procedure (model)



©2007 The McGraw-Hill Companies. All rights reserved

Coming soon

Post-launch

- **New procedure video quarterly**
- **New textbooks. Goldfrank's Manual**
- **Revised textbooks. Ma Ultrasound**
- **Educational Grand Rounds**